

# SIMPSON DOORS IN STOCK

## Barnett Millworks, Inc.



B7504 in Douglas fir with UltraBlock® technology - 5-year warranty

© Moser Architects, PLLC



944 with UltraBlock® technology - 5-year warranty



7228 with UltraBlock® technology - 5-year warranty

© Bob Karpus / iStockphoto.com



7404 in Douglas fir with Satin Etch



4915 Hamilton Blvd. | Theodore, AL 36582  
251-443-7710 | 251-443-6123 (fax)  
barnettmillworks.com

**Simpson®**  
Door Company

**INSPIRATION**  
AT YOUR DOOR

# SIMPSON PERFORMANCE SERIES®

## FIR DOORS IN STOCK

Barnett Millworks is proud to include Simpson doors to its wide inventory of door and millwork products. Simpson has been the nation's leader in wood stile and rail doors since 1912 and Barnett now offers the following Simpson doors from inventory with a normal lead time.

For special order and custom Simpson doors, contact your Barnett sales representative for price and lead time.

## STANDARD ON ALL DOORS IN STOCK



### ULTRABLOCK® TECHNOLOGY

- Composite block material finger-jointed into the bottom of the stiles eliminating water infiltration
- Weather Seal™ process at stile and rail joints further protects against water infiltration
- Standard on all in stock doors and available for any 1-3/4" and 2-1/4" thick special order or custom doors
- Five-year warranty

### INNERBOND® PANEL

- Innovative 1-7/16" thick, double hip-raised solid panel
- Lifetime warranty against splitting through the entire panel

## ALL DOORS AVAILABLE AS UNITS WITH:

- Primed Wood Frame
- Composite Frame
- UltraFrame White Cap or Textured
- Endura Sills and Astragals

## DOUGLAS FIR PERFORMANCE SERIES® DOORS - 5 Year Warranty

All In-Stock Performance Series® Doors are 1-3/4" thick with UltraBlock® and Innerbond® panels. 7/8" SDL bars available for all.



**7501**

3/4" IG with Low-E  
2'6", 2'8", 3'0" x 6'8"



**7801**

3/4" IG with Low-E  
1'0" x 6'8"



**7501**

3/4" IG with Low-E  
2'0", 2'6", 2'8", 3'0"  
x 8'0"



**7801**

3/4" IG  
with Low-E  
1'0" x 8'0"



**7001**

3/4" IG with Low-E  
2'0" x 6'8"



**7001**

3/4" IG with Low-E  
2'0" x 8'0"



**7002**

3/4" IG or Low-E  
2'6", 2'8", 3'0" x 6'8"



**7701**

3/4" IG or  
Low-E  
1'0" x 6'8"



**7002**

3/4" IG or Low-E  
2'6", 2'8", 3'0" x 8'0"



**7701**

3/4" IG or  
Low-E  
1'0" x 8'0"



**B7503 SDL**

3/4" IG with Low-E  
2'6", 2'8", 3'0" x 6'8"



**B7503 SDL**

3/4" IG with Low-E  
2'0", 2'6", 2'8",  
3'0" x 8'0"



# DOUGLAS FIR PERFORMANCE SERIES® DOORS – 5 Year Warranty

All In-Stock Performance Series® Doors are 1-3/4" thick with 3/4" IG, UltraBlock® and 1-7/16" Innerbond® Double Hip-Raised Panels, unless otherwise noted.



**B7504 SDL**   
3/4" IG with Low-E  
2'6", 2'8", 3'0" x 6'8"



**B7504 SDL**   
3/4" IG with Low-E  
2'0", 2'6", 3'0" x 8'0"



**B7506 SDL**   
3/4" IG with Low-E  
2'6", 2'8", 3'0" x 6'8"



**B7506 SDL**   
3/4" IG with Low-E  
2'0", 2'6", 3'0" x 8'0"



**B7598 SDL**   
3/4" IG with Low-E  
2'6", 2'8", 3'0" x 6'8"



**B7598 SDL**   
3/4" IG with Low-E  
2'0", 2'6", 2'8",  
3'0" x 8'0"



**7404**   
3/4" IG with Shaker  
Sticking and Satin  
Etch Glass,  
3'0" x 6'8"



**7404**   
3/4" IG with Shaker  
Sticking and Satin  
Etch Glass,  
3'0" x 8'0"



**7218 TDL**   
Beaded V-groove  
panel  
3/4" IG with Low-E  
3'0" x 6'8"



**7218 TDL**   
Beaded V-groove  
panel  
3/4" IG with Low-E  
3'0" x 8'0"



**7228 TDL**   
Beaded V-groove  
panel  
3/4" IG with Low-E  
3'0" x 6'8"



**7219 TDL**   
Beaded V-groove  
panel  
3/4" IG with Low-E  
1'0" x 6'8"



**7228 TDL**   
Beaded V-groove  
panel  
3/4" IG with Low-E  
3'0" x 8'0"



**7219 TDL**   
Beaded V-groove  
panel  
3/4" IG with Low-E  
1'0" x 8'0"



**6801**   
3/4" Flat Panel  
with Shaker Sticking,  
3/4" IG with Low-E  
3'0" x 6'8"



**6801**   
3/4" Flat Panel  
with Shaker Sticking,  
3/4" IG with Low-E  
3'0" x 8'0"



**B6802 SDL**   
3/4" Flat Panel  
with Shaker  
Sticking, 3/4" IG  
with Low-E  
3'0" x 6'8"



**B6802 SDL**   
3/4" Flat Panel  
with Shaker  
Sticking, 3/4" IG  
with Low-E  
3'0" x 8'0"



**B6803 SDL**   
3/4" Flat Panel  
with Shaker  
Sticking, 3/4" IG  
with Low-E  
3'0" x 6'8"



**6175**   
3/4" Flat Panel  
with Shaker  
Sticking, 3/4" IG  
with Low-E  
1'0" x 6'8"



**B6803 SDL**   
3/4" Flat Panel  
with Shaker  
Sticking, 3/4" IG  
with Low-E  
3'0" x 8'0"



**6175**   
3/4" Flat Panel  
with Shaker  
Sticking, 3/4" IG  
with Low-E  
1'0" x 8'0"



**B7662 SDL**   
3/4" Flat Panel  
with Shaker  
Sticking, 3/4" IG  
with Low-E  
3'0" x 6'8"



**B7662 SDL**   
3/4" Flat Panel  
with Shaker  
Sticking, 3/4" IG  
with Low-E  
3'0" x 8'0"

SG = 1/8" SINGLE GLAZING | IG = 3/4" INSULATED GLAZING | FP = FLAT PANEL | TDL = TRUE DIVIDED LITE  
SDL = 7/8" WIDE SIMULATED DIVIDED LITE BARS (NO SHADOW SPACER) APPLIED BY BARNETT

800.SIMPSON | **SIMPSONDOOR.COM**

Doors in stock with  
UltraBlock® technology



# DOUGLAS FIR PERFORMANCE SERIES® DOORS - 5 Year Warranty

All In-Stock Performance Series® Doors are 1-3/4" thick with UltraBlock® and Innerbond® Double Hip-Raised Panels. 7/8" SDL bars available for all IG doors.



**7282**  
1-7/16" Raised Panel, 3'0" x 6'8"



**7282**  
1-7/16" Raised Panel, 3'0" x 8'0"



**7344**  
1-7/16" Raised Panel, 3'0" x 6'8"



**7344**  
1-7/16" Raised Panel, 3'0" x 8'0"



**7130**  
1-7/16" Raised Panel, 2'8" x 3'0" x 6'8"



**7702**  
3/4" IG with Low-E 1'0" x 6'8"



**7130**  
1-7/16" Raised Panel, 3'0" x 7'0"



**7130**  
1-7/16" Raised Panel, 3'0" x 8'0"



**7702**  
3/4" IG with Low-E 1'0" x 8'0"

# DOUGLAS FIR TRUE DIVIDED LITE (TDL) SINGLE GLAZED (SG) DOORS - 5 Year Warranty

All in-Stock TDL SG Doors are 1-3/4" thick with 1/8" SG and 3/4" Double Hip-Raised Panels and UltraBlock, unless otherwise noted.



**504 TDL**  
1/8" SG 2'6", 2'8", 3'0" x 6'8"



**1802 TDL**  
1/8" SG 1'0" x 6'8"



**504 TDL**  
1/8" SG 2'6", 2'8", 3'0" x 8'0"



**1802 TDL**  
1/8" SG 1'0" x 8'0"



**506 TDL**  
1/8" SG 2'6", 2'8", 3'0" x 6'8"



**1803 TDL**  
1/8" SG 1'0" x 6'8"



**506 TDL**  
1/8" SG 2'6", 2'8", 3'0" x 8'0"



**1803 TDL**  
1/8" SG 1'0" x 8'0"



**944 TDL**  
1/8" SG 2'8", 3'0" x 6'8"



**1510 TDL**  
1/8" SG 2'0" x 6'8"



**1515 TDL**  
1/8" SG 2'6", 2'8", 3'0" x 6'8"



**1705 TDL**  
1/8" SG 1'0" x 6'8"



506 with UltraBlock® technology - 5-year warranty

# SAPELE MAHOGANY PERFORMANCE SERIES® DOORS - 5 Year Warranty

All In-Stock Performance Series Doors are 1-3/4" thick with 3/4" IG with Low-E, UltraBlock® and 1-7/16" Innerbond® Double Hip-Raised Panels. 7/8" SDL bars available for all.



**7501**

3/4" IG with Low-E  
2'6", 2'8", 3'0" x 6'8"



**7801**

3/4" IG with Low-E  
1'0" x 6'8"



**7501**

3/4" IG with Low-E  
2'6", 2'8", 3'0" x 8'0"



**7801**

3/4" IG with Low-E  
1'0" x 8'0"



**B7503 SDL**

3/4" IG with Low-E  
2'6", 2'8", 3'0" x 6'8"



**B7503 SDL**

3/4" IG with Low-E  
2'6", 2'8", 3'0" x 8'0"



**B7504 SDL**

3/4" IG with Low-E  
2'6", 2'8", 3'0" x 6'8"



**B7504 SDL**

3/4" IG with Low-E  
2'6", 2'8", 3'0" x 8'0"



**B7506 SDL**

3/4" IG with Low-E  
2'6", 2'8", 3'0" x 6'8"



**B7506 SDL**

3/4" IG with Low-E  
2'6", 2'8", 3'0" x 8'0"



**B7598 SDL**

3/4" IG with Low-E  
2'6", 2'8", 3'0" x 6'8"



**B7598 SDL**

3/4" IG with Low-E  
2'6", 2'8", 3'0" x 8'0"



**SG** = 1/8" SINGLE GLAZING | **IG** = 3/4" INSULATED GLAZING | **FP** = FLAT PANEL |  
**TDL** = TRUE DIVIDED LITE | **SDL** = 7/8" WIDE SIMULATED DIVIDED LITE BARS  
(NO SHADOW SPACER) APPLIED BY BARNETT

# SIMPSON PERFORMANCE SERIES®

## SAPELE MAHOGANY DOORS IN STOCK

Barnett Millworks is proud to include Simpson doors to its wide inventory of door and millwork products. Simpson has been the nation's leader in wood stile and rail doors since 1912 and Barnett now offers the following Simpson doors from inventory with a normal lead time.

For special order and custom Simpson doors, contact your Barnett sales representative for price and lead time.

## STANDARD ON ALL DOORS IN STOCK



## ULTRABLOCK® TECHNOLOGY

- Composite block material finger-jointed into the bottom of the stiles eliminating water infiltration
- Weather Seal™ process at stile and rail joints further protects against water infiltration
- Standard on all in stock doors and available for any 1-3/4" and 2-1/4" thick special order or custom doors
- Five-year warranty

## INNERBOND® PANEL

- Innovative 1-7/16" thick, double hip-raised solid panel
- Lifetime warranty against splitting through the entire panel

## ALL DOORS AVAILABLE AS UNITS WITH:

- Primed Wood Frame
- Composite Frame
- UltraFrame White
- Endura Sills and Astragals

# SPECIAL ORDER WATERBARRIER® TECHNOLOGY


Available in any wood species with WaterBarrier® technology on the exterior side. WaterBarrier Doors are available 1-3/4" and 2-1/4" thick and always include UltraBlock® technology. 5-year warranty with no building overhang required.




**7501 WB**  
3/4" IG with Low-E  
Available any size




**37122 WB**  
3/4" IG with Low-E  
Available any size



**37106 WB**  
3/4" IG with Low-E  
Available any size



**37804 WB**  
3/4" IG with Low-E  
Available any size



**37506 WB**  
3/4" IG with Low-E  
Available any size



**7002 WB**  
3/4" IG with Low-E  
Available any size



**7701 WB**  
3/4" IG with Low-E  
Available any size

## SPECIAL ORDER BARN DOORS

Made especially for that special space in your home, order your special order barn doors in any wood species, any size and any design. And if you like that "old barn" look for your home, consider Simpson's weathered factory finish.



**49812**  
Shown in Sapele Mahogany



**49813**  
Shown in Douglas Fir



**49801**  
Shown in Cherry



**49814**  
Shown in Knotty Alder



**89815**  
Shown in Redi-Prime



**49812**  
Shown in Knotty Alder with Weathered Finish

## SPECIAL ORDER CONTEMPORARY DOORS

The beautiful, clean look of a Simpson wood door looks perfectly at home in today's mid-century, modern and contemporary styled homes. Order yours in any design, size and wood type.



**49906**  
Shown in Walnut



**4974**  
Shown in Douglas Fir



**7405**  
Shown in Sapele Mahogany



**49924**  
Shown in Douglas Fir



**49908**  
Shown in Cherry



**7410**  
Shown in Walnut

# REDI-SHIP®

Simpson stocks today's most popular 1-3/8" door designs as part of their Redi-Ship® special order program, which delivers the doors to you within 3 weeks. Below is a sample of the doors available in the Redi-Ship program. Contact your Barnett representative or visit [simpsondoor.com/redi-ship](http://simpsondoor.com/redi-ship) for a complete list.



**44 RP**

Available in Douglas Fir, Western Hemlock, Oak and Maple



**465 RP**

Available in Douglas Fir, Western Hemlock, and Knotty Alder



**66 RP**

Available in Douglas Fir, Western Hemlock, Oak and Maple



**55 RP**

Available in Douglas Fir



**720 SHAKER**

Available in Douglas Fir and Knotty Alder



**782 SHAKER**

Available in Douglas Fir, Western Hemlock, Oak, Maple and Knotty Alder



**730 SHAKER**

Available in Douglas Fir, Western Hemlock and Knotty Alder



**760 SHAKER**

Available in Douglas Fir, Western Hemlock, Oak, Maple and Knotty Alder



**755 SHAKER**

Available in Douglas Fir and Western Hemlock



**20 FP**

Available in Douglas Fir




**82 FP**

Available in Douglas Fir



**30 FP**

Available in Douglas Fir



**1310**

Available in Douglas Fir, Oak, Western Hemlock and Maple



**1501 CLEAR**

Available in Douglas Fir, Western Hemlock and Knotty Alder




**1501 SHAKER**

Available in Douglas Fir, Knotty Alder and Western Hemlock



**1603 SHAKER**

Available in Douglas Fir



**1605 SHAKER**

With White Laminate  
Available in Douglas Fir



**80812 (7'0")**

Available in Douglas Fir, Knotty Alder and Redi-Prime



**465 (8'0")**

Available in Knotty Alder



**82 RP**

Available in Knotty Alder and Douglas Fir




**80801 (7'0")**

Available in Douglas Fir, Knotty Alder and Redi-Prime




**8001**

Available in Redi-Prime®



**8010**

Available in Redi-Prime®



**8733 SHAKER**

With White Laminate  
Available in Redi-Prime®




**8735 SHAKER**

Available in Redi-Prime®



**8082 FP**

Available in Redi-Prime®




**8055 FP**

Available in Redi-Prime®



**8720 SHAKER**

Available in Redi-Prime®



**8760 SHAKER**

Available in Redi-Prime®




**89815 (7'0")**

Available in Redi-Prime, Douglas Fir and Knotty Alder



**8001 (8'0")**

Available in Redi-Prime®





**8782 (8'0")**

Available in Redi-Prime®



# SIMPSON SPECIAL ORDER AND CONCEPT® CUSTOM DOORS

If you haven't found what you are looking for in this brochure, let your Barnett representative help you create a one-of-a-kind door to fit your needs. From species selection to design, Barnett and Simpson can guide you through the process of creating a custom door. And you can expect the same great service and attention to detail you'd want from both.



(251) 443-6123 (fax)  
barnettmillworks.com



**Simpson®**  
Door Company

**SIMPSONDOOR.COM** | 800.SIMPSON | #SIMPSONDOOR

©2017 Simpson Door Company. All trademarks property of Simpson unless otherwise noted. All rights reserved. December 2017