



# ONYX NOVA 90

Enhance the aesthetics and natural lighting of your home with our Nova series, featuring direct glazed glass that creates a seamless and elegant design. Take a step further with our durable onyx pigmented fiberglass skin that gives you the contemporary look of a black door, but eliminates the need for frequent maintenance or painting.

6'8"



**DRS1S**

**DIRECT GLAZED GLASS**

Standard: LowE 272

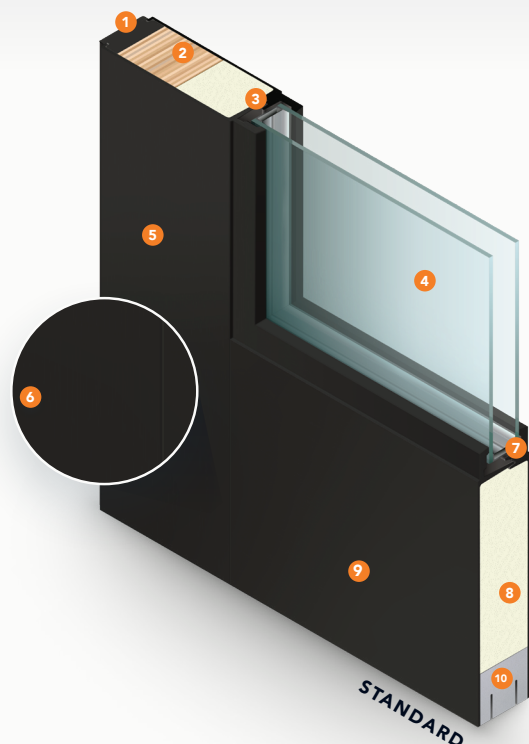
8'0"



**DRS1S80**

**AVAILABLE SIZES**

Height: 6'8" or 8'0" Width: 3'0"



## FEATURES & BENEFITS

- 1 COMPOSITE STILE CAP
- 2 FULL LENGTH LVL (Hinge & Strike side, for extra rigidity)
- 3 STEEL BEAM (Hinge & Strike side, for extra rigidity in 8'0" models)
- 4 INSULATED 1" GLASS
- 5 ONYX COMPRESSION MOLDED FIBERGLASS SKIN
- 6 BRUSH FINISHED TEXTURE
- 7 INTEGRALLY MOLDED GLASS STOP
- 8 HIGH DENSITY POLYURETHANE FOAM
- 9 ADA COMPLIANT BOTTOM RAIL
- 10 COMPOSITE BOTTOM RAIL

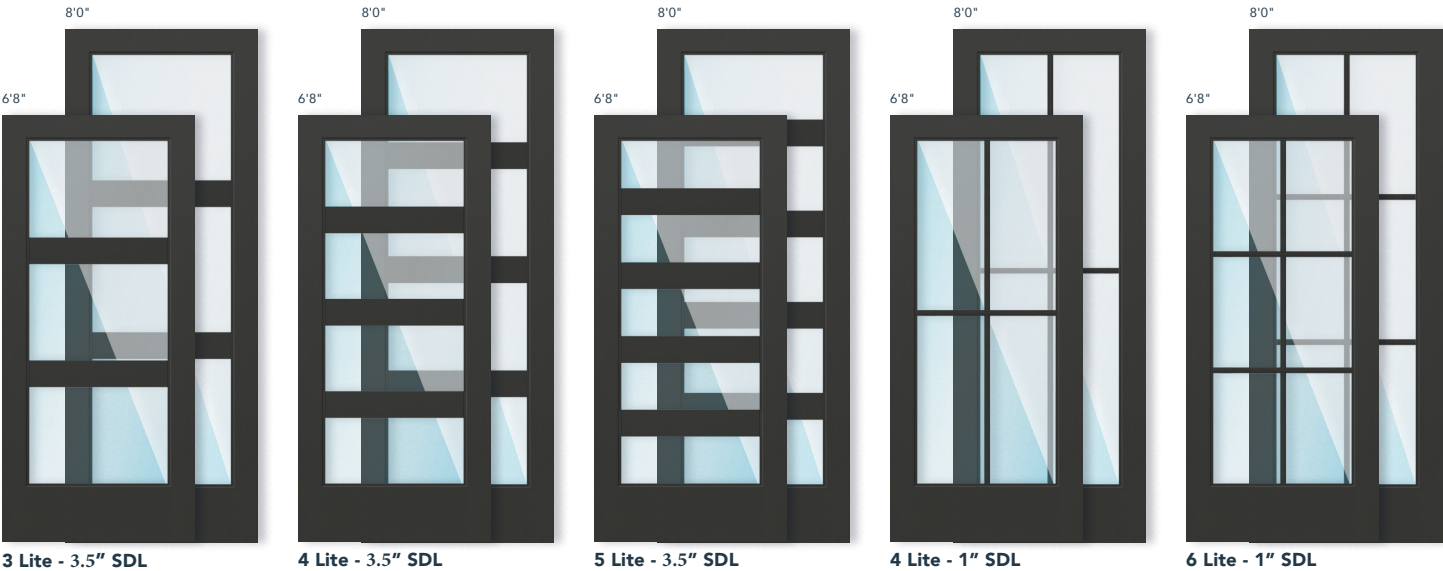


TO SEE THE FULL FLORIDA BUILDING CODE APPROVAL DOCUMENT,  
VISIT [WWW.FLORIDABUILDING.ORG](http://WWW.FLORIDABUILDING.ORG). THE NOVA 90 FL# IS 28093, 28095 & 29714.



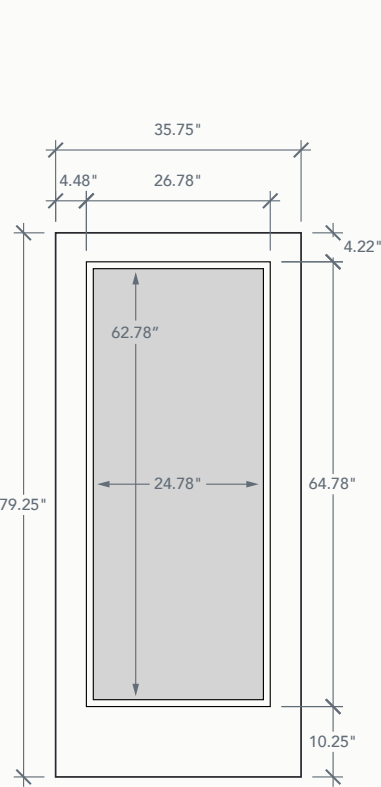
# SDL CONFIGURATIONS

SDL Bars available in 1", 3.5" and 5" profiles. Other SDL configurations may be available.

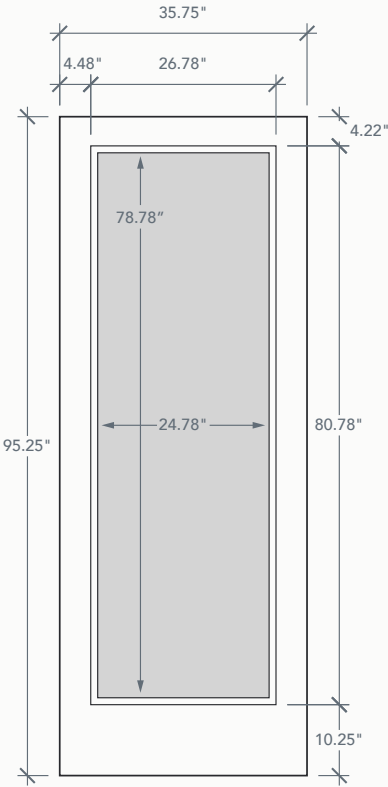


ONYX DRS1S

ONYX DRS1S80

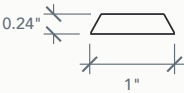


3' 0" x 6' 8"




3' 0" x 8' 0"

SDL 1" PROFILE



SDL 3.5" PROFILE



## ONYX NOVA 90

DIRECT GLAZED  
6'8" or 8'0" FULL LITE DOOR

AVAILABLE SIZES  
Height: 6'8" or 8'0" Width: 3'0"

